


# ***ASSEMBLY INSTRUCTIONS & PARTS MANUAL***

## **L&T 1-Piece or 2-Piece Back Panel**



RETAIN INSTRUCTIONS FOR FUTURE REFERENCE



### **GENERAL SAFETY INFORMATION**

Some parts may have sharp edges. CARE must be taken when handling various pieces to avoid injury. For safety, wear a pair of work gloves when assembling or performing any maintenance on products.

### **LIMITED WARRANTY**

Tennsco warrants goods purchased hereunder to be free of defects in materials and workmanship for a period of one (1) year from the date of shipment, hereunder. This warranty shall not apply in the event goods are damaged as a result of misuse, abuse, neglect, accident, improper application, modification or repair by persons not authorized by Seller, where goods are damaged during shipment, or where the date stamps on the goods have been defaced, modified or removed. UNLESS CONSIDERED UNENFORCEABLE OR UNLAWFUL UNDER APPLICABLE LAW:

- a. ALL IMPLIED WARRANTIES, INCLUDING BUT NOT LIMITED TO WARRANTIES OR MERCHANTABILITY AND FITNESS FOR A PARTICULAR PURPOSE ARE HEREBY EXCLUDED:
- b. BUYERS REMEDY, IF ANY, FOR ANY DEFECTIVE GOODS SHALL BE LIMITED TO A REFUND BY SELLER OR REPLACEMENT OF THE GOODS AT SELLER'S OPTION, AND SHALL IN NO EVENT INCLUDE DAMAGES OF ANY KIND, WHETHER INCIDENTAL, CONSEQUENTIAL OR OTHERWISE.

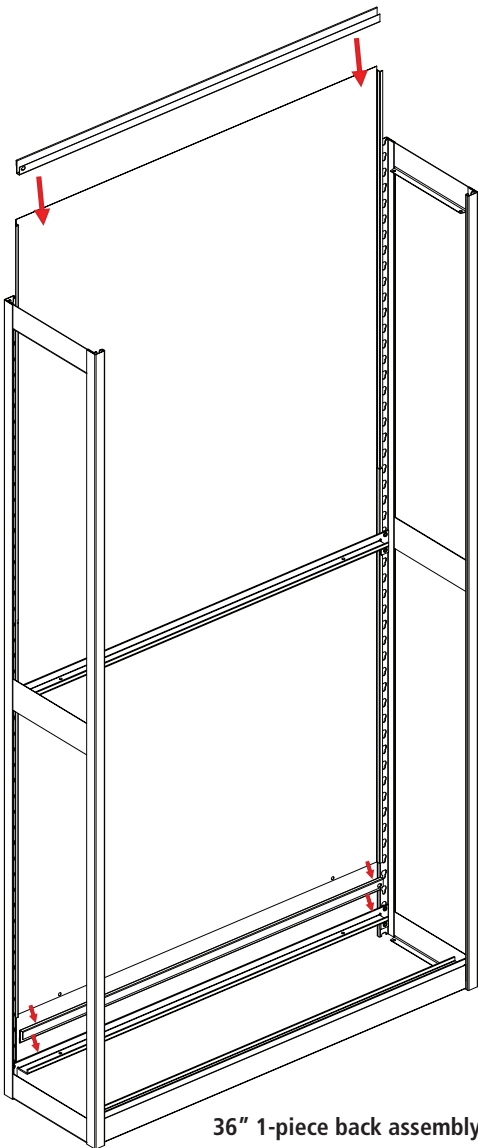
NO GOODS ACCEPTED FOR RETURN WITHOUT PRIOR APPROVAL. Seller shall have the right to inspect any goods claimed to be defective at Buyers place of business or require Buyer to return the goods to Seller for inspection on Seller's premises. Transportation charges covering returned goods will be borne by Seller only if such goods are proven to be defective, are covered by this warranty and are returned within the warranty period stated above.



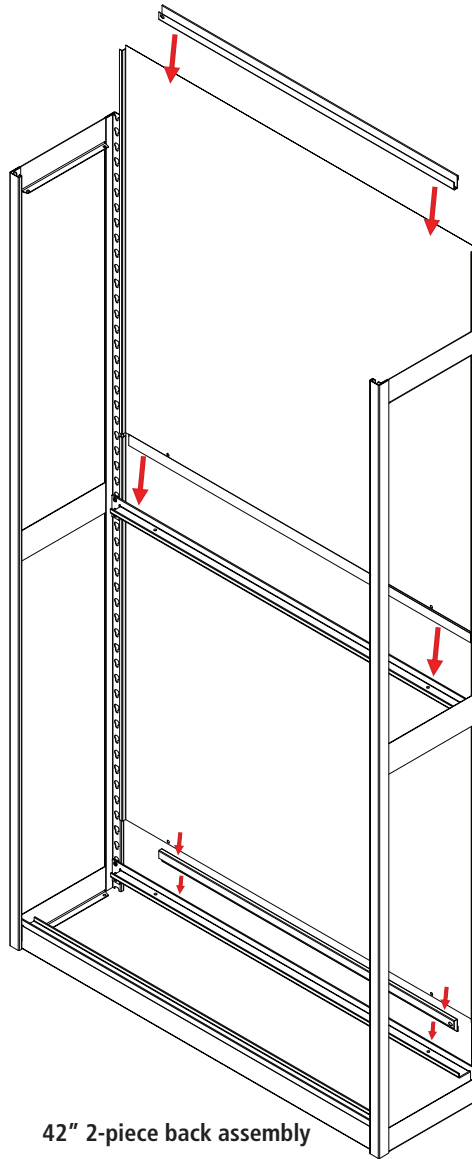
**PROUDLY MADE IN THE U.S.A.**

Tennsco LLC, Dickson, TN 37056-1888 • (866) 446-8686

# REPLACEMENT PARTS



36" 1-piece back assembly



42" 2-piece back assembly

1. Assemble shelving unit with uprights and shelf supports, but without shelves.
2. For 1-piece backs, insert the back with the notches towards the bottom by bowing and wedging the sides of the back between the upright post and the shelf support. Be sure the sides of the back overlap the inside of the upright posts.
3. For 2-piece backs, insert one edge of the back between the post and supports. Then "bow" the back slightly and insert the offset on the other edge of the back between post and supports and allow the back to flatten out. With the help of another person, lift the back up enough to install the back stiffener on the bottom of the back panel. Place the other back stiffener on top once the second half of the back is lowered into place. This will keep the back panel flat in the unit.

**NOTE:** Back Stiffener is 36" and will not extend from post to post on the 42" and 48" back panels. For these sizes, center the back stiffener on the bottom and the top.

REF. NO.	DESCRIPTION	QTY.	PART NO.
1	1-Piece Back with Stiffeners	1	B-wwhh*
2	2-Piece Back with Stiffeners	1	LTBP-wwhh-2*
3	L&T Back Stiffener (pair)	1	LTBS-36

\*B-wwhh, where "-wwhh" indicates the width and height of the unit. Example: a B-3688 fits on a 36" w x 88" h L&T unit.

NOTE: Additional hardware may be included for replacement purposes.

Tennsco makes every effort to ensure that all units ship complete with all parts and arrive undamaged. However, should your unit contain missing or damaged parts, please contact your purchase location.