


# Z-Line Shelving System



## Z-Line Shelving

1. **Easy Assembly**  
Tapered keyhole slots and snap-in rivet design make installation a snap. No clips, sway braces, corner gussets or additional hardware needed.
2. **Structural Integrity**  
Shelf supports incorporate double rivet connection to 14 gauge angle or 16 gauge intermediate "T" posts to make a rigid shelving framework ideal for high-rise applications or high density mobile systems.
3. **Flexible Design**  
Shelves adjust in 1½" increments for optimum flexibility.
4. **Flattened Keyhole Slot**  
Positioning shelves is easy, with a special flattened locator keyhole in 6" centers. 
5. **Tall, Upright Posts**  
Upright posts are available in extended lengths.
6. **Low Profile Shelf Support**  
Maximize shelf openings with thin but strong shelf supports.
7. **Medium Duty Shelf Support**  
Special V-beam design provides heavy-duty support at an affordable price.
8. **Heavy Duty Shelf Support**  
Standard 14 gauge double rivet beam has 2¾" profile and handles loads up to 2000 lbs.
9. **Extra Heavy Duty Shelf Support**  
Choose our optional 3¼" profile channel beam for even greater load capacity.
10. **Added Reinforcement**  
Handle extra heavy loads with extra center support.
11. **Strong, Economical Shelves**  
Industrial grade ¾" thick particle board shelves hold up to the toughest applications — at an affordable price.



### LOW PROFILE SHELVING UNIT



Tennsco Low Profile Shelving Units are your solution when you need to maximize your clear opening and need unobstructed access to stored items. The specially designed shelf supports are only 1½" tall yet handle load capacities from 500-800 lbs. depending upon the steel-gauge and shelf size you select. Supports are available in 11 or 14 gauge steel. Widths available up to 48".

### MEDIUM DUTY SHELVING UNIT



Tennsco Medium Profile Shelving Units incorporate a special high v-beam design offering a low profile with excellent load capacity. Shelves are available in 2¼", 14 gauge steel or 2", 16 gauge steel. Shelf supports are available in either 16 or 14 gauge steel to handle shelf load capacities ranging from 600 to 1,000 lbs. depending upon the gauge and shelf size selected. Widths available up to 72".

### HEAVY DUTY SHELVING UNIT



The 2¾" high steel beam of Tennsco's Wide Profile Shelving Unit supports applications where decking is used over longer spans. Whether your application involves wire decking or particle board, Wide Profile Shelving Units can handle your most demanding storage needs. Weight capacities range from 1,250 lbs. to 2,250 lbs. depending upon shelf size. Widths available up to 96".

### EXTRA HEAVY DUTY SHELVING UNIT



Tennsco Channel Beam Shelving Units are your answer to industrial strength storage applications. The 3¼" high steel channel beam offers maximum strength for shelf spans of 48" and longer. Load capacities range from 1,600 lbs. to 2,500 lbs., depending upon shelf size. Widths available up to 96".

## Z-Line Shelving

When it comes to value without compromising performance, you're talking about Z-Line shelving. Its fastening mechanism combined with a versatile array of components means it fits all your storage needs. The interlocking keyhole design not only makes installation fast and easy but eliminates the need for clips, gussets, sway braces or other hardware necessary with conventional shelving. Without these obstacles you have completely free access from all sides of the unit.

Z-Line's adaptability makes it ideal for any size storage requirement. Its interchangeable componentry means it can be configured to accommodate a wide range of storage applications. It's a multifaceted system that affordably solves all your storage needs.

## Z-Line Versatility

### VERSATILE STORAGE OPTIONS




Adjustable shelves and easy to assemble modular design allows you the flexibility to configure Z-Line shelving to meet your storage requirements.

### SLOPING SHELVES



Store items at an angle for easier viewing and retrieval of products on display. For taller items use with an inverted LRA shelf support (sold separately.)

### TIRE RACK



Conveniently stores tires for easy access and display.\* Vertical storage allows for maximization of available floor space. Available in a single or double entry unit.

### ARCHIVE & BOX STORAGE



Z-Line is ideal for handling archived office materials like accounting records, computer printouts, etc. Use standard particleboard shelves, or choose angle box supports (shown above.)

## Z-Line Versatility

### RETAIL STORAGE & DISPLAY



Z-Line is one of the most flexible and affordable shelving systems available. Use your imagination in creating not only customized storage but also work stations, equipment stands, shipping stations, cutting tables, garment racks and more.

### ENCLOSED STORAGE



Steel sides, backs and locking doors secure your stored items while keeping out contaminants, dust, etc.

### MOBILITY



Need movement for your shelving? Simply add casters to almost any sized\* shelving system.

\*Note: Mobile shelving must be no less than 18" deep, no more than 60" wide, and no more than 96" high.

### HANDLES YOUR TOUGHEST LOADS



Unlike other shelving offerings, Z-Line is designed to handle loads up to 2,500 lbs. per shelf. Plus it takes the tough handling found in warehouses or industrial storage areas.

## Stur-D-Stor

Flexible shelving components create a five-shelf unit or handy work table. Stur-D-Stor's boltless design allows quick and easy set-up and is available in 36" and 48" width configurations. Industrial grade particle board shelves with steel frames offer 1,000 lb. capacities per shelf. Shelves adjust in 1½" increments.



### FEATURES



**Boltless Assembly**  
Assembly of Stur-D-Stor is quick and easy thanks to its snap together design.



**Modular Design**  
Stur-D-Stor can be configured as either a freestanding shelf unit or as a compact work table.



**Built Strong**  
Industrial grade particle board shelves combined with rugged steel angle components means that Stur-D-Stor shelving is built to last.

## Stur-D-Bench

Stur-D-Bench's boltless design uses interlocking keyhole slots which allow quick and easy assembly with only a rubber mallet.

Industrial grade particle board shelves with steel frames offer 1,000 lb. capacities per shelf. Choose between a full-width drawer unit with a riser, drawer, and shelf or a half-width drawer unit with a riser, drawer, lower shelf, which accommodates sitting space. Both benches are available in Accent Blue paint finish only.



Shown with optional second drawer.


### FEATURES



**Great Storage Capacity**  
Full-length drawers glide effortlessly on progressive steel ball-bearing suspensions while particleboard bottoms provide a 150 lb. capacity per drawer.



**Versatile Storage**  
Accessible storage is within reach. Reversible riser shelf holds up to 750 lbs. (evenly distributed.)



### Two Drawer and Shelf Options

Choose from full-width drawer and bottom shelf unit or half-width drawer and bottom shelf unit. Half-width allows room for sitting stool. All benches come standard with one drawer; additional drawers may be added.



Half width bench shown with optional second and third drawer.

## Steel Shelf Units

Sturdy steel framework combined with strong steel shelves provides a strong yet cost-effective solution to a wide range of storage requirements. Steel shelf clips attached to the uprights provide rigid and strong connection points for the steel shelves, eliminating the need for sway braces and allowing for unobstructed access from all four sides. Shelves on both Starter and Adder units can be adjusted on 1½" increments.

Available widths are 36", 42", and 48". Shelf depths are 12", 18", 24" and 36" to suit your specific needs.

Note: Medium duty shelf supports are required at top and bottom to stabilize unit.



## Steel Shelf Units

### STARTER UNITS



### ADD-ON UNITS



### FEATURES



#### Metal Shelving

In places where excessive humidity or fire codes are an issue, metal shelving holds up where other shelving may fall short.



#### Perforated Shelves

Helps to meet fire codes when storing flammables by allowing water from overhead sprinklers to reach all levels of the unit.



#### Boltless Assembly

Assembly of steel shelves is made easier, requiring no nuts or bolts.



#### Easy Access

Tennsco's steel shelving solution allows you to gain entry from all sides of the unit. No sway braces to get in the way!



#### Load Capacity

Steel shelf units handle your heavy loads with capacity ratings up to 750 lbs.\* per shelf depending on size and configuration of shelves.

\*Perforated shelves hold up to 450 lbs. per shelf.

## Versatile Storage Options




## Sloping Steel Shelves

Sloping Steel Shelves are the perfect solution when your application requires the need for easy retrieval and viewing of products. All Sloping Steel Shelves are available in various sizes and hold up to 400 lbs. per shelf.




A VARIETY OF CONFIGURATION POSSIBILITIES



When retrieving boxes, parts, and other bulk items, Tennsco's Sloping Steel Shelves are an ideal solution. The angle of each shelf allows for easy removal of an item so that the next one slides into place, perfect for rotation of stock. Sloping shelves allow for visible access to contents for easy inventory. Compartment bins shown above are not sold by Tennsco. Units may be placed back to back for depths up to 48" or side by side using common "T" post.

## Die Rack Units



### FEATURES



**Designed to Handle Your Toughest Loads**  
Unique combination of shelf supports with cross beam supports creates a super-reinforced unit and prevents deformity even under heavy loads.



**Superior Strength**  
Our rivet attachments offer superior strength to shelving and with no need for nuts and bolts, it makes assembly a snap!

## Superior Strength

For the strongest shelving system available, Tennsco's Heavy Duty Reinforced Shelving offers load capacities up to 4,000 lbs. per shelf and 13,000 lbs. per section. The combination of 16-gauge steel shelves with a 14-gauge support framework makes it perfect for storing dies, motors, jigs, fixtures and other heavy materials. Choose from eight shelf sizes (ranging from 36" w x 18" d to 96" w x 36" d) and three post heights to match your storage requirements. Braceless construction allows easy access from all sides, and the smooth steel surface makes placing and removing items much easier than on wood or wire shelves – simply slide items on and off.

## Record Archive Storage Units

Rack designed to hold record storage boxes for archival purposes. May be ordered with or without particle board decking to allow you to use your own shelf surface.



### RECORD ARCHIVE SHELVING



Tennsco's standard Record Archive Shelving incorporates high performance steel shelves which allow holding even the heaviest load capacities.

### LOW PROFILE RECORD ARCHIVE SHELVING



Low Profile Record Archive Shelving is our most affordable record storage option and offers unobstructed access and a larger clear opening.


### RECORD ARCHIVE SHELVING WITH ANGLE SUPPORTS



Special units with angle supports allow record storage boxes to slide in and out of individual channels for complete organization.

All styles of Record Archive Shelving are available as either single or double entry units.

## Mezzanine Capability



When floor space is limited, a mezzanine may be the ideal answer for large-scale expansion. Our Z-line Mezzanines can be designed to meet custom specifications, local building codes, and seismic codes. Send us your requirements and we'll custom design a system perfectly suited to your specific needs. Our engineering department can design complete systems to match your requirements.

## Z-Line Components

### POST OPTIONS

#### Post Options

Match posts with your needs: Use SUR posts for your most demanding applications. Use EUR for light or medium weight applications and in conjunction with ZTP posts. Use ZTP as an intermediate common "T" post.



**SUR**  
Heavy Upright Post



**EUR**  
Standard Upright Post



**ZTP**  
Intermediate Upright Post

### SHELF OPTIONS



#### Particle Board Decking

Industrial grade 5/8" particle board decking provides a sturdy work surface that is both strong and economical.



#### Wire Decking

Select wire decking for better visibility of items. Choose from either a 2" or 4" grid pattern. Meets Factory Mutual fire codes.

### SUPPORT OPTIONS



#### Low Profile Support Options

Maximizes shelf openings in light to medium duty support applications. Available in 14 or 11 gauge steel. Load capacities range from 500 to 800 lbs., depending upon steel gauge and shelf size.



#### Medium Profile Support Options

Special V-beam design provides heavy-duty support at an economical price. Available in 16 or 14 gauge steel. Load capacities range from 600 to 1,000 lbs., depending upon steel gauge and shelf size.



#### Wide Profile Shelf Supports

Heavy-duty 2 3/4" high beam to laterally support decking in longer spans. For load capacities ranging from 1,250 lbs. to 2,250 lbs., depending upon shelf size.



#### Channel Beams

Extra heavy-duty 3 1/4" high beam for maximum strength. Supports spans 48" and longer. Load capacities range from 1,600 lbs. to 2,500 lbs., depending upon shelf size.



#### Front to Back Shelf Deck Support

For added support for decking on long spans. Used with wide profile shelf supports and Channel Beams.



#### Medium Profile Front to Back Shelf Supports

Added support on long spans of medium profile shelf supports. Snap-in design for easy installation.

## Z-Line Accessories

### SHELF TIE OPTIONS



#### Cross Aisle Ties

Cross aisle ties stabilize rows of shelving by tying them together across the aisle. Available in lengths ranging from 18" to 48".



#### Adjustable Aisle Ties


Links units across an aisle in distances from 36" to 60".

### CONNECTORS



#### Tie and Anchor Plates

Connect two units back-to-back or side-to-side while maintaining spacing for rivet head clearance. Use anchor plates to secure uprights when the height exceeds the depth ratios.



#### Wall Tie

Connects a unit to the wall with a 9" spacing. Provides additional stability for tall units.



#### Post Splice Angle

Splices two upright posts together.

### OTHER OPTIONS



#### Doors

Sturdy doors keep out dust and debris while also providing added security.



#### Sides and Backs

For a more finished look sides and backs may be added.



#### Back/Side Clips

Used when attaching backs and sides to your unit.




#### End Caps

End Caps offer protection from sharp edges. Choose from (A) soft and pliable vinyl caps (intended for upright tops) or (B) rigid nylon caps (helps protect floor and carpet from bottom of upright).



#### Caster Mount

Swivel with brakes or fixed casters offers varying degrees of rollability and maneuverability. Polyurethane treads.



#### Hang Rods

Allows shelving to be used as a retail clothes rack.



All Tennsco Z-Line Shelving is electrostatically painted with a tough, long lasting powder finish to ensure years of lasting beauty. Choose from three standard finishes.

#### Standard Colors



Finishes shown above are representative of the actual finishes. Please contact your local Tennsco dealer for more precise color swatches.

#### A WORD ABOUT TENNSCO

Tennsco Corp., headquartered in Dickson, Tennessee, began operations in 1962. Today, Tennsco is an industry leader with over 1.6 million square feet in eight facilities. Tennsco offers a wide variety of storage and filing systems, steel office furniture, industrial and institutional shelving, lockers and shop equipment.

#### ENVIRONMENTALLY FRIENDLY PRODUCTS

Tennsco steel products are certified SCS Indoor Advantage Gold for indoor air quality and low VOC emissions.



Tennsco products allow our customers to apply for LEED™ credits as described below:

- a. MR Credit 4.1 and 4.2 – Recycled Content
- b. MR Credit 5.1 – Manufactured Regionally
- c. MR Credit 5.2 – Extracted and Manufactured Regionally
- d. EQ Credit 4.2 – Low Emitting Materials, Paints



Mailing Address: P.O. Box 1888, Dickson, TN 37056-1888

Shipping Address: 201 Tennsco Drive, Dickson, TN 37055

Customer Service: (866) 446-8686 • Fax: (866) 445-7260 | Ordering Fax: (866) 864-4796 | [www.tennsco.com](http://www.tennsco.com) • [info@tennsco.com](mailto:info@tennsco.com)

