

Industrial Shelving

Q Line, Z-Line/Steel Shelves, Bulk Storage & Heavy-Duty Reinforced Shelving





Q Line & Z-Line/Steel Shelving

Industrial Shelving

SUPERIOR SOLUTIONS FOR YOUR INDUSTRIAL STORAGE NEEDS

Tennsco Industrial Shelving products offer a wide range of solutions to address your company's varied storage needs and optimize available storage space.

Tennsco shelving products offer quality craftsmanship, superior strength and unique design features that sets them apart from the competition. The different styles and the numerous sizes of shelving caters to your company's exact needs, whether its storage for merchandise, heavy-duty storage or custom configurations... you can count on Tennsco!



configurations... you can count on Tennsco!

Q LINE SHELVING

is a strong, versatile and cost effective shelving system. Q Line features steel shelves with a welded box beam construction, lapped/welded corners

and triple bends on the side flanges. Shelves attach with compression clips and come in three styles to match a range of load capacities up to 1,000 pounds per shelf.* Accessories like bin dividers, shelf drawers, panel kits, locking doors, label holders and mezzanine components help you customize the system to your need

Z-LINE/STEEL SHELVING

incorporates the same high performance steel shelves as our Q Line system, and offers load capacities of up to 750 pounds per shelf*. Double rivet shelf supports at the top and bottom tie into upright keyholes for fast and boltless assembly, offering access from all four sides – no sway braces required! The Z-Line shelving system permits mixing steel, particleboard and wire shelves, all on the same unit. A boltless side/back panel kit, locking hinge doors and other accessories can be incorporated for added versatility.



HEAVY DUTY REINFORCED SHELVING

handles loads of up to 4,000 pounds per shelf and 13,000 pounds per section for your heaviest storage applications (e.g. tool and dies). The 16-gauge steel shelves are supported by a heavy 14-gauge framework that gives it exceptional strength and

provides open access from all four sides.

BULK STORAGE RACK

is the ideal solution for those storage applications that involve oversized and heavy products. Beams quickly connect to uprights with special tapered finger connectors and deck supports that drop into beam slots to create a strong and rigid framework. Each upright assembly is designed to handle loads up to 17,000 lbs (based on 24" centers) and is available up to 16 feet in height. Choose from corrugated steel, particleboard or wire decking.



Heavy Duty Reinforced Shelving & Bulk Storage Shelving



* Shelf capacity is dependent upon shelf size, shelf steel gauge, and whether or not added stiffeners were used. See Tennsco shelving price lists or call factory for complete details on shelf capacities.

[CLICK HERE FOR OUR PRICE LIST](#)

Q Line Shelving

[CLICK HERE TO VIEW A COMPLETE LISTING OF OUR Q LINE SHELVING](#)



THREE POST STYLES TO FIT YOUR EXACT NEEDS



OFFSET ANGLE POSTS
Use for stand-alone units or as rear posts in conjunction with beaded style posts in front.



STANDARD BEADED POSTS
Use as a common front post on long runs of shelving. Narrow profile offers unobstructed shelf access.



HEAVY BEADED POSTS
Use for heavier load situations as a common front post on long runs of shelving. Narrow profile offers unobstructed shelf access.

All posts are made of 14-gauge rolled steel.

[CLICK HERE FOR OUR ASSEMBLY INSTRUCTIONS](#)



Q Line Shelving

1 Heavy Duty Shelves



Shelf corners are fully lapped and welded for extra strength. Combined with sides that incorporate triple-bend construction, shelves can support up to 1,000 pounds.

2 Label Holders

Accommodates shelf labels to easily locate and identify stored items.



3 Easy Adjust/Align




Shelves can be adjusted quickly and easily in 1" increments to make maximum use of vertical space. Upright posts feature a square hole every third hole for easy shelf alignment.

4 Back and Side Panels

Prevents materials from falling off, as well as protecting items from dust and contaminants.




5 Sliding Dividers



Can be placed anywhere on a shelf instantly. Built-in label holder for additional parts identification.

6 Perforated Shelf

Helps to meet fire codes when storing flammables by allowing water from overhead sprinklers to reach all levels of the unit.



7 Open Style Shelving




Great for storing packaged items, containers and tools. Allows easy access to items.

8 Closed Style Shelving

Closed style shelving helps prevent items from accidentally falling off the shelves. Ideal for storing small or fragile loose items.



9 Mezzanine Capabilities




Units can be configured into multi-level applications.

OPEN STARTER UNIT



Start a row with an Open Starter Unit. Open units offer 360° view of contents.

OPEN ADD-ON UNIT



Add an Open Add-On Unit to an Open Starter Unit to meet your specific storage needs.

EASY SHELF EXPANSION



Shared post makes for easy expandability.

The Workhorse

Q Line Shelving is an affordable, versatile system of open, closed and bin style units that has proven its utility over the years. Its solid steel construction features shelves (available in 22, 20 and reinforced 20 gauge steel) with load-bearing capacity up to 1,000 pounds; the ability to adjust shelves on 1" centers; and units available in three standard widths, five depths and ten heights. A large variety of accessories and options can be incorporated to suit your office, warehouse or factory requirements and you'll understand why Tensco's Q Line is the workhorse of shelving in the industry.

[CLICK HERE FOR OUR PRICE LIST](#)

[CLICK HERE TO VIEW MORE DETAILS OF ALL OUR Q LINE ACCESSORIES](#)

Q Line Accessories

CUSTOMIZE Q LINE SHELVING TO FIT YOUR SPECIFIC NEEDS

HINGED DOOR



Hinged double doors attach easily to angle posts. Locking handle with three-point locking system is perfect to secure valuable parts, tools and equipment.

BACK AND END PANELS

Steel back and end panels enclose the shelving to keep parts and merchandise safe from the dust and contamination that is typical of industrial environments.



BINS



Create custom sized bin compartments with Q Line's 15 sizes of shelf dividers.

SHELF BOX

Featuring welded steel construction and your choice of six box sizes, perfect for organizing small parts. Adjustable dividers create compartments for small part storage. Each drawer comes standard with one divider; additional dividers sold separately.




BIN FRONT



Keep parts from spilling off shelves with easy to install Bin Fronts.

SLIDING DIVIDER

Sliding Dividers can be placed anywhere on shelves without fasteners and can be added, moved or removed when needed. Includes a built-in label holder.



LEDGE UNIT



Tennsco's Ledge Unit attaches to Q Line shelving to add 12" of additional shelf depth to the three lower shelves and a handy work surface for the fourth shelf. Ideal for storing long items. Measures 36" w x 12" d x 39" h. For secure storage of valuable items add a ledge unit door, which provides two hinged doors and a three-point locking system.

SHELF CLIPS




13-gauge compression clips make adding shelves literally a snap.

FOOT PLATE

Secure heavy shelving units to the floor for added safety.




END SWAY BRACE



The End Sway Brace provides critical reinforcement by keeping shelving unit perfectly square even when heavily loaded.

REAR SWAY BRACE

This brace maintains the unit's important vertical alignment to assure that even the heaviest loads can be safely stored.



MEZZANINE BRACKETS



Configure your Q Line units as a mezzanine with these heavy-duty brackets.

SPLICE PLATES

Use Splice Plates to splice two uprights together to create taller units.



FRONT BASE STRIP



Keeps items from rolling under the shelving unit

[CLICK HERE FOR OUR PRICE LIST](#)

Boltless Steel Shelving

Tennsco's Z-Line/Steel Shelving offers a complete storage solution for everything from basic back-room storage to totally integrated warehouse applications. High performance box formed shelves come in twelve different sizes and adjust on 1 1/2" centers. Adder units use a common "T" shape post to create a continuous row of shelving.

"V" shaped beams are used at the top and bottom of the units for rigidity and support the two shelves; intermediate shelves are held in place with compression clips. This makes for fast assembly and shelf access from all sides... no sway bracing required!

[CLICK HERE FOR OUR ASSEMBLY INSTRUCTIONS](#)

Z-Line/Steel Shelving

[CLICK HERE TO VIEW A COMPLETE LISTING OF OUR Z-LINE SHELVING](#)



OPTIONAL BACK, DOOR AND SIDES FOR SECURE STORAGE



Hinged double doors attach to angle posts and are secured with a locking handle and three-point locking system. Optional back and side panels along with hinged doors provides ideal security for stored items.

Heavy Duty Reinforced Shelving

[CLICK HERE TO VIEW A COMPLETE LISTING OF OUR Z-LINE SHELVING](#)



DESIGNED TO HANDLE YOUR TOUGHEST LOADS



Unique combination of shelf supports with cross beam supports creates a super-reinforced unit and prevents deformity even under heavy loads.

SUPERIOR STRENGTH



Our rivet attachments offer superior strength to shelving and with no need for nuts and bolts, it makes assembly a snap!

Superior Strength

For the strongest shelving system available, Tennsco's Heavy Duty Reinforced Shelving offers load capacities up to 4,000 pounds per shelf and 13,000 pounds per section. The combination of 16-gauge steel shelves with a 14-gauge support framework makes it perfect for storing dies, motors, jigs, fixtures and other heavy materials. Choose from eight shelf sizes (ranging from 36" w x 18" d to 96" w x 36" d) and three post lengths to match your storage requirements. Braceless construction allows easy access from all sides, and the smooth steel surface makes placing and removing items much easier than on wood or wire shelves – simply slide items on and off.

[CLICK HERE FOR OUR PRICE LIST](#)

Big and Heavy Storage

Here's a great solution for storing bulky items. Tennsco's Bulk Storage Rack has shelf capacities between 2,150 and 4,150 pounds (depending on shelf size). Upright assemblies are pre-welded for strength and will support up to 17,000 pounds, based on 24" centers. Choose from two styles of beams which use a unique tapered finger design to lock into the uprights on 2" centers. Deck supports span between beams and can be positioned as needed on 6" centers. Construct units from four widths (48", 60", 72" & 96"), five depths (24", 30", 36", 42" & 48") and seven heights (72", 84", 96", 120", 144", 168" & 192"). Choose from corrugated steel, particleboard and wire decking. This product is Tennsco's fastest and easiest shelving to assemble.



Bulk Storage Rack

[CLICK HERE TO VIEW A COMPLETE LISTING OF OUR BULK STORAGE RACK](#)



EASY TO ASSEMBLE; EASY TO RECONFIGURE



Tennsco Bulk Shelving offers easy adjustability and expandability to fit your specific storage needs for today AND tomorrow.

Bulk Storage Shelving





[CLICK HERE FOR OUR ASSEMBLY INSTRUCTIONS](#)




2 Extra Strength

Our standard Rolled Formed Steel Beams provide added strength at front and rear of shelf edges.



4 Economical

Adjacent units share a common upright for greater economy.



1 Assembles Easily

Bulk storage units go together fast and easy — beams simply slide into place. Assembly takes less than half the time of most other shelving products.



3 Shelf Support Options

Optional Box Beam is used to hold wire decking and is reinforced with a box beam brace.



5 Preassembled Uprights

Welded uprights make installation fast and convenient.

Bulk Storage Decking Options

CORRUGATED STEEL



Featuring a rigid surface, with minimal deflection under load, corrugated decking provides a sturdy option for general purpose storage. Its smooth finish allows easy sliding of stored items on and off the shelving. Flame retardant, attractive corrugated shelves are light and easy to install.

WOOD DECKING



For heavy-duty applications, economical wood decking is a great choice.

FLAT WIRE DECKING



Wire decking provides better air flow and visibility of your stored items and meets factory fire codes. Available in flat or waterfall.


WATERFALL WIRE DECKING



[CLICK HERE FOR OUR PRICE LIST](#)

All Tennsco Industrial Shelving is electrostatically painted with a tough, long lasting powder finish to ensure years of lasting beauty. Choose from three standard finishes.

Standard Colors



Finishes shown above are representative of the actual finishes. Please contact your local Tennsco dealer for more precise color swatches.

A WORD ABOUT TENNSCO

Tennsco Corp., headquartered in Dickson, Tennessee, began operations in 1962. Today, Tennsco is an industry leader with over 1.6 million square feet in eight facilities. Tennsco offers a wide variety of storage and filing systems, steel office furniture, industrial and institutional shelving, lockers and shop equipment.

[CLICK HERE TO LEARN MORE](#)

ENVIRONMENTALLY FRIENDLY PRODUCTS

Tennsco steel products are certified SCS Indoor Advantage Gold for indoor air quality and low VOC emissions.



Tennsco products allow our customers to apply for LEED™ credits as described below:

- a. MR Credit 4.1 and 4.2 – Recycled Content
- b. MR Credit 5.1 – Manufactured Regionally
- c. MR Credit 5.2 – Extracted and Manufactured Regionally
- d. EQ Credit 4.2 – Low Emitting Materials, Paints

[CLICK TO VIEW OUR ENVIRONMENTAL POLICY](#)



[CLICK HERE TO LEARN ABOUT QUICK SHIP PROGRAM](#)

Mailing Address: P.O. Box 1888, Dickson, TN 37056-1888

Shipping Address: 201 Tennsco Drive, Dickson, TN 37055

Customer Service: (866) 446-8686 • Fax: (866) 445-7260 | Ordering Fax: (866) 864-4796 | www.tennsco.com • info@tennsco.com